



TETHRD® SADDLE - EBERHART SIGNATURE SERIES SAFETY WARNINGS & INSTRUCTIONS

WARNING

Hunting from an elevated position is dangerous and risky.

Do not attempt to climb off the ground without understanding the safety risks.

Failure to follow and understand all directions and watch all instructional videos could result in injury or death.

This guide does not replace proper instruction by a qualified professional.

You are responsible for your own actions and decisions.

If you become seriously injured or unconscious, this harness will NOT keep you in an upright position unless used with a chest harness.

Always know the history and maintenance of your climbing equipment. The use of secondhand equipment is discouraged.

WARNING

- **DO NOT** use TETHRD® products without reading all safety warnings and directions.
- **DO NOT** use TETHRD® products until you have watched ALL directional videos and warnings at www.YouTube.com/TethrdNation or www.TethrdNation.com
- **DO NOT** use TETHRD® products until you have practiced on the ground with all your equipment and are 100% confident with the system.
- **DO NOT** use TETHRD® products until you have practiced in the dark to prepare for a hunting scenario.
- **DO NOT** ascend or descend a tree in the dark without a hands free light (like a head lamp).
- **DO NOT** use TETHRD® products without first inspecting them for damage or excessive wear.
- **DO NOT** use any safety products (ropes, carabiners, etc.) that are not climbing rated.
- **DO NOT** ascend or descend a tree with climbing methods that are untested or unrated.
- **DO NOT** ascend or descend a tree without being connected to the trunk at all times.
- **DO NOT** use the TETHRD® Saddles without fastening the waist or leg straps and keeping them snug.
- **DO NOT** remove your lineman's climbing belt for any reason while climbing until you are safely connected to the tree with your tree tether.
- **DO NOT** remove your tree tether from the tree until your lineman's climbing belt is safely attached around the tree.
- **DO NOT** allow slack in your lineman's climbing belt or tree tether. They are to remain taut at all times.
- **DO NOT** climb above your lineman's climbing belt. It should always be above waist level.
- **DO NOT** climb above your tree tether. Slack in your tether is dangerous and could cause serious injury or death.
- **DO NOT** use your your lineman's climbing belt or tether without a stopper knot tied in the free end.
- **DO NOT** exceed the total weight limit of TETHRD® products. Total weight includes yourself and gear. Exceeding the total weight limit can result in serious injury or death.
- **DO NOT** use a TETHRD® Saddle outside the recommended sizing specifications (see Sizing Precautions). Proper fit of a TETHRD® Saddle is critical for safe use. Use of a TETHRD® Saddle outside the recommended waist range can result in serious injury or death.

PRACTICE

Practice using your TETHRD® Saddle in a safe environment at least 5 times in the daylight and at least 2 times in the dark before using it in a hunting scenario. Under no circumstances should you use a TETHRD® Saddle without practicing in a safe environment.

SAFETY PLAN

- If the hunting location is unknown by anyone and communication efforts are unsuccessful, you must have a personal plan for recovery/escape because prolonged suspension in a harness can be fatal. It is important to exercise the legs by pushing against the tree or doing other forms of continuous leg exercises to avoid blood pooling while being suspended. Hunters with varying degrees of physical fitness may require different plans to recover/escape the effects of prolonged suspension. Have a personal plan and practice it in the presence of a responsible adult before leaving the ground. No one escape/rescue plan will work for every hunter on every tree in every circumstance. Only you can determine the best recovery/escape plan for your hunting situation and you must have a recovery/escape plan for your situation before leaving the ground.
- A suspension relief device must be on your person and readily accessible while using a harness. These devices allow the user to relieve the load on the lower extremities if suspended in a harness and help maintain circulation in the legs, mitigate suspension trauma (blood pooling) or allow descent to the ground. Be sure to follow the manufacturers' directions on the safe use of any suspension relief device.
- Hunt from the ground when self-recovery/escape ability is absent or if you do not have all necessary components of your saddle and platform.
- There is time to make a correct decision on what action to take if an unforeseen event takes place. It is important to remember, "DO NOT PANIC." Remain calm and implement your practiced rescue, relief and recovery plan.

GENERAL SAFETY INSTRUCTIONS

- **NEVER** use a TETHRD® Saddle while taking drugs (even prescription drugs) or alcohol.
- **NEVER** use a TETHRD® Saddle during inclement weather such as rain, lightning, windstorms or icy conditions and end your hunt and return to the ground if inclement conditions arise.
- **NEVER** use a TETHRD® Saddle when feeling ill, nauseous or dizzy, or if you have a prior medical condition that could cause a problem i.e., heart condition, joints that lock - up, spinal fusions, etc. or if you are not well rested. You MUST be physically and mentally able to recover to your platform, climbing aid, or ground in the event of a fall.
- **NEVER** use a TETHRD® Saddle on a dead, leaning, diseased or loose barked tree or on a utility pole.
- **NEVER** rely on a tree branch for support.
- Pull up a bow, backpack, firearm or other equipment only after being secure in the TETHRD® Saddle with your tether. A firearm must be pulled up with it unloaded, chamber open and muzzle down.
- Always inform someone of the hunting location, where the saddle or platform will be located and the expected duration of the hunt.
- A signal device such as a mobile phone, radio, whistles, signal flare or personal locator device (PLD) must be on your person and readily available at all times.
- Inspect the TETHRD® Saddle and all safety devices each time before use and do not store a saddle or platform outdoors when not in use.
- **NEVER** modify your TETHRD® Saddle in any way by making repairs, replacing parts, or altering adding or attaching anything to it except if explicitly authorized in writing by the manufacturer.
- Instructions (written and video) should be kept in a safe place and reviewed at least annually. It is the responsibility of the saddle or platform owner to furnish the complete instructions to any person that borrows or purchases the saddle or platform.
- **NEVER** leave a TETHRD® Saddle in the tree. Weather, animals, or tree growth could cause damage.
- Use a haul line to raise and lower all your hunting gear. Never climb with anything on your back.

INSTRUCTIONS - SAFETY WARNING - READ BEFORE USE

WARNING

For hunting from an elevated position only. Hunting with a saddle is dangerous. Understand and accept the risks involved before participating. You are responsible for your own actions and decisions. Before using this product, read and understand all instructions and warnings that accompany it and familiarize yourself with its capabilities and limitations. We recommend that every hunter seek qualified instruction before use. Failure to respect any of these warnings can result in severe injury or death!

BEFORE USING YOUR TETHRD® SADDLE

Read the above warnings, learn how to put your TETHRD® Saddle on correctly, learn how to attach the tether and lineman belt to your TETHRD® Saddle correctly, and test the fit by hanging in your TETHRD® Saddle in a safe environment.

SIZING PRECAUTIONS.

- The TETHRD® Eberhart Signature Series Saddle is a one-size-fits-most and recommended for users with waist sizes from 28"-40"
- It is essential that you wear the correct size and that your TETHRD® Saddle fits you well. Before using your TETHRD® Saddle, hang it from a safe place to ensure you've chosen the correct size and adjusted it for a comfortable fit.

WARNING

- In climbing and hunting there is no substitute for experience. If you lack experience, hunt and use your TETHRD® Saddle only under the guidance of a knowledgeable hunter.
- Putting on your TETHRD® Saddle and tying/clipping in requires your absolute attention. Establish a routine. Complete every action, double-check all buckles and knots, and avoid distractions. During use, frequently double-check that your TETHRD® Saddle is properly buckled and that your tether and lineman belt is correctly connected to your TETHRD® Saddle.
- The malle/accessory loops are for gear only; they will not hold body weight. Do not tie into the loops or use them for tethering, climbing, rappelling, or anchoring.
- In the event of unconsciousness this saddle will NOT keep you in an upright position unless combined with a chest harness.
- We strongly discourage acquiring second hand equipment. In order to fully trust your gear you must know its history of use.

CHOOSING OTHER COMPONENTS

This saddle and platform should be used in conjunction with TETHRD® approved equipment. Do not alter the saddle or platform in any way. Alterations may cause injury or death.

CARE AND MAINTENANCE

- Hand wash only with warm water. Use a mild soap, no bleach. Anytime your TETHRD® Saddle gets wet, allow it to drip dry away from direct sunlight before storing.
- Saddles must not come into contact with corrosive and oxidative materials such as battery acid, solvents, gasoline or chlorine bleach.
- Do not allow your TETHRD® Saddle to be exposed to temperatures above 140° F (60° C) or below -80° F (-62° C).
- Do not sew, resew, burn or singe loose threads, bleach the webbing, file a buckle, drill, saw, modify, or change a TETHRD® Saddle in any way.

STORAGE AND TRANSPORT

- Never store a wet or damp TETHRD® Saddle.
- Store all of your gear in a clean and dry environment, out of direct sunlight and away from heat sources.
- Keep your TETHRD® Saddle and other sewn equipment away from gnawing rodents and pets.
- The threads and fabric in your TETHRD® Saddle will weaken with age if not stored free from mildew, UV light, temperature extremes or other harmful agents. If a TETHRD® Saddle has been properly stored for five years or more, retire it.
- When not in use or when transporting your TETHRD® Saddle, protect it from sharp objects and abrasion.

INSPECTION AND RETIREMENT

Inspect your TETHRD® Saddle for signs of damage and wear before and after each use. It is vitally important that your TETHRD® Saddle be in good condition. A damaged TETHRD® Saddle must be retired immediately if any of the following exist:

- There is any kind of rip or hole in the webbing.
- The webbing is burnt, singed, or melted.
- There are any torn threads, or heavy abrasion to the webbing.
- Bar tacks or stitching are abraded or showing wear.
- The mounting apparatus is worn or destroyed
- One of the buckles is cracked, corroded, has a burr, or is damaged or deformed in any way
- The webbing is faded from exposure to ultraviolet light.
- The metal is cracked or destroyed.

If a TETHRD® Saddle has been used to arrest a fall, even if it is not obviously damaged, it should be retired immediately. If you have any doubts about the dependability of your TETHRD® Saddle, retire it immediately. Anytime you retire a piece of gear, destroy it to prevent future use. Retire all safety equipment after 5 years regardless of condition.

For more information on Rope Inspection and Retirement refer to the Rope Retirement Guidelines at: <https://tethrdnation.com/saddle-hunting-101/> or <https://samsonrope.com/resources/rope-care>

RN LABEL

A tag sewn inside your TETHRD® Saddle identifies the harness by name. It also indicates the size with a single letter such as "M" for medium.

WARNING

Indicates the inherent dangers and responsibilities the user assumes when using a TETHRD® product.

MAXIMUM WEIGHT

The maximum weight of a user and their gear wearing a TETHRD® Eberhart Signature Series Saddle is 300 lbs.

WARRANTY

We warrant for one year from purchase date and only to the original retail buyer (Buyer) that our products (Products) are free from defects in material and workmanship. If Buyer discovers a covered defect, Buyer should deliver the Product to us at the address set forth in this pamphlet. We will replace such Product free of charge. That is the extent of our liability under this Warranty and, upon the expiration of the applicable warranty period, all such liability shall terminate.

WARRANTY EXCLUSIONS

We do not warrant Products against normal wear and tear, unauthorized modifications or alterations, improper use, improper maintenance, accident, misuse, negligence, damage, or if the Product is used for a purpose for which it was not designed. This Warranty gives you specific legal rights, and you may also have other rights which vary from state to state. Except as expressly stated in this Warranty, we shall not be liable for direct, indirect, incidental, or other types of damages arising out of, or resulting from the use of the Product. This Warranty is in lieu of all other warranties, express or implied, including, but not limited to, implied warranties of a not allow the exclusion or limitation of incidental or consequential damages or allow limitations on the duration of an implied warranty, so the above exclusions may not apply to you).

INSTRUCTIONS - SAFETY WARNING - READ BEFORE USE

WARNING

For hunting from an elevated position only. Hunting with a saddle is dangerous. Understand and accept the risks involved before participating. You are responsible for your own actions and decisions. Before using this product, read and understand all instructions and warnings that accompany it and familiarize yourself with its capabilities and limitations. We recommend that every hunter seek qualified instruction before use. Failure to respect any of these warnings can result in severe injury or death!

PUTTING ON YOUR SADDLE - EBERHART SIGNATURE SERIES

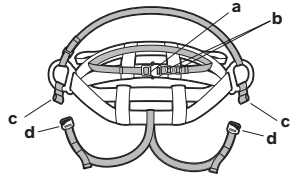


Figure 1.1

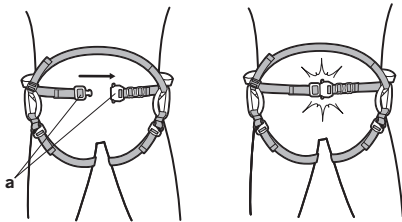


Figure 1.2

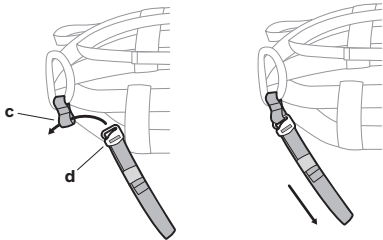


Figure 1.3

Before putting on your TETHRD® Eberhart Signature Series Saddle (E.S.S.) it is important to familiarize yourself the saddle features before hunting with it.

1. Hold the waistbelt (a) around your waist (Fig 1.2).
2. Buckle the waistbelt (a) around the waist and adjust snugly. (Fig 1.2)
3. At least 3 inches of webbing tail must extend from the waistbelt buckle after the waistbelt has been adjusted correctly. Adjusting the three-bar sliders (b) on the waistbelt may be necessary to extend the length of the webbing tail to the correct length.
4. Pull the leg loop center between your legs and up to the leg loop connection (c) (Fig 1.3), then secure the adjustable hook buckles (d) and adjust snugly as drop testing suggests that leg loops help in an event of a fall (Fig. 1.3). On the E.S.S the leg loop (c) will be located on the bridge rings. Be certain the webbing is not twisted.
5. The waistbelt must fit snugly around your waist. It should ride below your rib cage and above the top of your hip bone. The leg loops should fit snugly, as drop testing suggests that leg loops help in an event of a fall, but shouldn't restrict movement.
6. For detailed video instructions visit our website at www.TethrdNation.com

ADJUSTING THE BRIDGE (E.S.S. SADDLE ONLY)

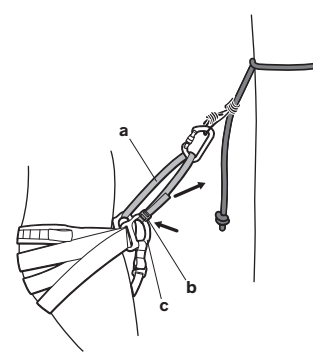


Figure 2.1

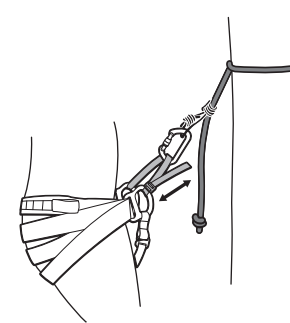


Figure 2.2

1. Inspect your bridge strap (a) before every hunt for signs of wear and damage.
2. **NEVER** remove the triglide buckle (b) from the bridge strap or the bridge strap from the bridge ring (c) for any reason.
3. Locate the triglide buckle (b) on the bridge strap (a) on the E.S.S. saddle.
4. Using your hands, pull the tag end of the bridge strap in or out to the desired length (Fig 2.2).
5. Once adjusted to your preferred length (Fig. 2.2), applying weight to the bridge strap will cause the triglide to hold securely.
6. Try different bridge lengths quickly and easily to achieve maximum comfort.
7. For detailed video instructions visit our website at www.TethrdNation.com